

solus

Fire Features

FIREBOX
MATCH LIT ETHANOL

Fire is beautiful and also dangerous if not handled properly. Please have a qualified gas fitter setup and install this product according to local codes.

This product has been tested and certified by Labtest Certification Inc. as being safe, as long as these minimum clearances to adjacent materials are maintained.

FOR OUTDOOR USE ONLY

NORTH AMERICA SPECIFICATIONS

Gas type: ETHANOL
Gas press: N/A
BTU: 60,000 or less (varies with amount of "media" in chamber)

UK & EUROPEAN SPECIFICATIONS

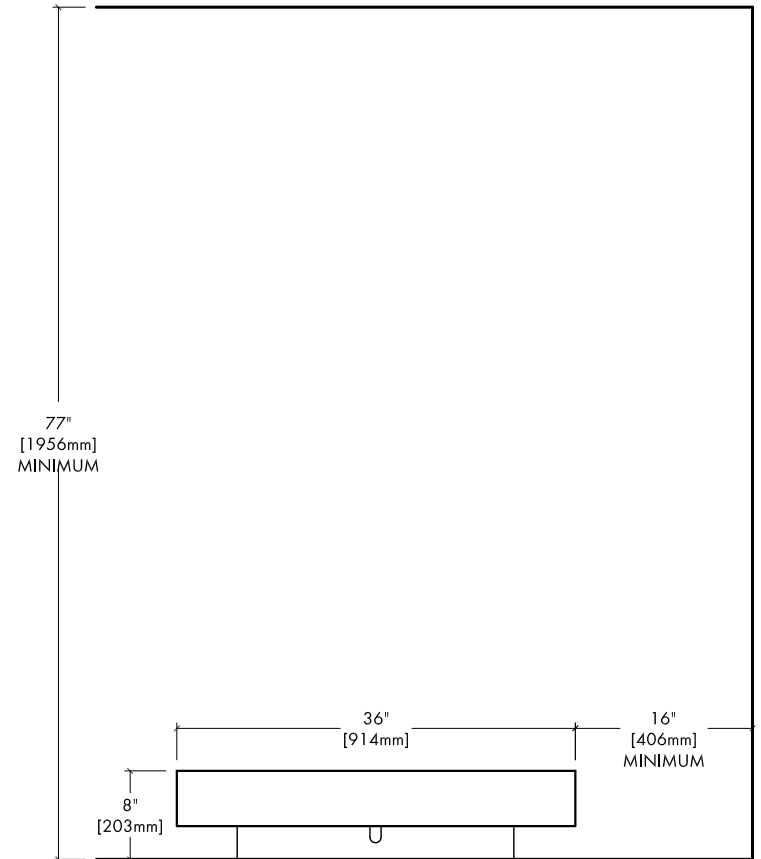
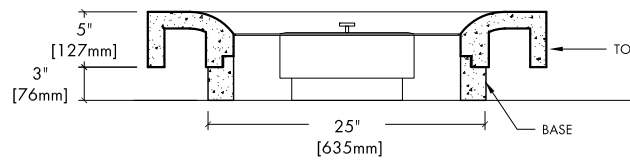
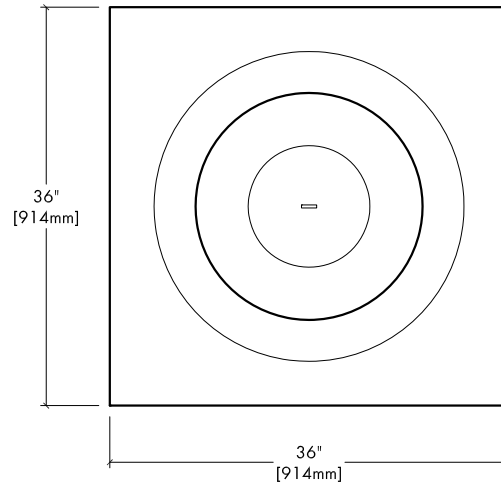
Gas type: ETHANOL
Gas press: N/A
BTU / kWh: 60,000 / 17.6 or less (varies w/ amount of "media" in chamber)

CONCRETE SPECS

Strength: 10,000 psi (proprietary)
Weight: Top- 253 lbs / 115 kg
Base- 77 lbs / 35 kg

JOB / ORDER
Name or Number:

Signature & Date:



CLEARANCES to ADJACENT MATERIALS