

Millboard Flexible Edging




Bullnose Flexible Edging Weights and Measures

Dimensions (W x L x H)	50 x 2400 x 32mm
Weight Per Edging	5.3kg

Flexible Square Edging Weights and Measures

Dimensions (W x L x H)	50 x 2400 x 32mm
Weight Per Edging	5.3kg

The information in this document was correct at the time of going to print, due to our culture of continuous improvement we reserve the right to change the information at any time without prior notice should further tests reveal different results.

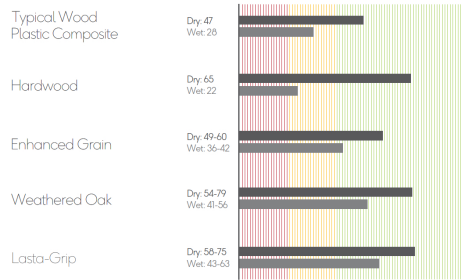


Millboard Product Specification Guide Edging - Bullnose Flexible and Square

Millboard Polyurethane Profile

Polyurethane Resin & Mineral Board (RMB)

Pendulum Test Values



Resistant to algae

Unlike wood, there is no protein content to assist algal growth within the boards.



Slip-resistant

High grip surface much safer than wood, especially in the wet.



Moulded from real oak

Not extruded like most composites. Millboard decking looks just like the real thing.



Environmentally friendly

Base materials have low impact on global warming and ozone depletion.



Lightweight

Easier to handle and install.



Splinter-free

No wood content means absolutely no splinters.



Hygienic

It's non porous surface is easy to clean for spills and deposits.



Low maintenance

Resists stains from food or drinks spills and algae growth.



Does not warp or rot

No timber content that will rot or be eaten by insects.



UV and weathering stability

Millboard decking has been tested in most weathers and temperatures.



'Lost head' fixing

Durafix® fixings are virtually hidden beneath the unique Lastane® surface.



Low carbon footprint

Independently and UKAS accredited to the ISO 14064-1 Verified Carbon Footprint Assurance Mark. 1.31Kg/m

Working specification for all decking boards

Polyurethane Resin & Mineral Board (RMB)

Working specification for all decking boards

For all applications we recommend our boards are installed with a 4mm gap between the boards and a 1mm gap at butt ends, this is to facilitate drainage. The maximum unsupported overhang for the boards is 50mm, each cut board must be supported by a minimum of three joists. Each board must be screwed down with 2x Durafix fixings where a board crosses a joist, 3x Durafix fixings are recommended at the ends of the boards.

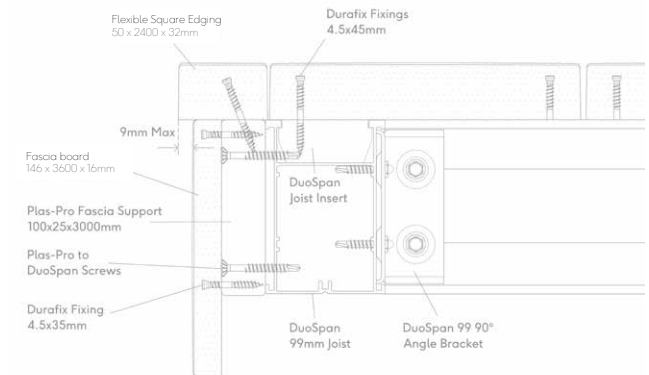
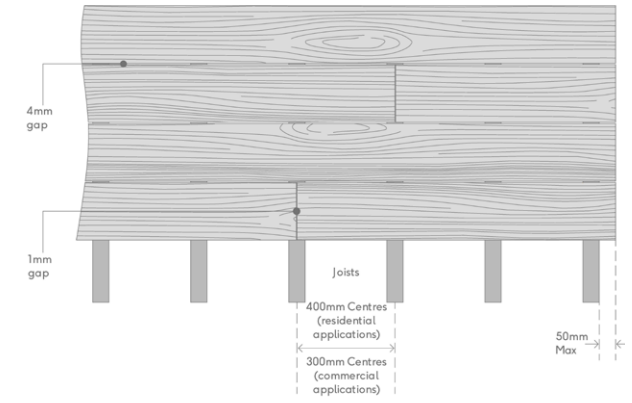
Residential applications (2.5kN/m² uniform distributed load):

Joists must support boards at 400mm centres if boards are at 90° to joists, if boards are at 45° then joists needs to be set at 300mm centres


Commercial applications (5kN/m² uniform distributed load):

Joists must support boards at 300mm centres if boards are at 90° to joists, if boards are at 45° then joists need to be set at 240mm centres.

For the edging we recommend this is supported by a minimum of 25mm by a joist, this joist would need to run the whole way along it's length. The edging would then need to be fixed with Durafix fixings every 300mm along its length.



Millboard Product Specification Guide Edging - Bullnose Flexible and Square



Technical Data

Physical & Mechanical Properties	Test Standard	Unit	Value/Results
Line Load Bearing Test - Peak Load (180mm width, 300mm span centres)	BS EN ISO 14125	kN	9.32
Line Load Bearing Test - Peak Load (200mm width, 300mm span centres)	BS EN ISO 14125	kN	8.34
Line Load Bearing Test - Peak Load (180mm width, 400mm span centres)	BS EN ISO 14125	kN	6.56
Line Load Bearing Test - Peak Load (200mm width, 400mm span centres)	BS EN ISO 14125	kN	6.64
Line Load Bearing Test - Peak Deflection (180mm width, 300mm span centres)	BS EN ISO 14125	mm	10.75
Line Load Bearing Test - Peak Deflection (200mm width, 300mm span centres)	BS EN ISO 14125	mm	9.39
Line Load Bearing Test - Peak Deflection (180mm width, 400mm span centres)	BS EN ISO 14125	mm	14.39
Line Load Bearing Test - Peak Deflection (200mm width, 400mm span centres)	BS EN ISO 14125	mm	12.36
Line Load Bearing Test - Peak Stress (180mm width, 300mm span centres)	BS EN ISO 14125	Mpa	22.75
Line Load Bearing Test - Peak Stress (180mm width, 400mm span centres)	BS EN ISO 14125	Mpa	18.32
Line Load Bearing Test - Peak Stress (180mm width, 400mm span centres)	BS EN ISO 14125	Mpa	21.36
Line Load Bearing Test - Peak Stress (200mm width, 400mm span centres)	BS EN ISO 14125	Mpa	19.46
Point Load Bearing Test - Peak Load (180mm width, 300mm span centres)	BS EN ISO 14125	kN	7.14
Point Load Bearing Test - Peak Load (200mm width, 300mm span centres)	BS EN ISO 14125	kN	5.78
Point Load Bearing Test - Peak Load (180mm width, 400mm span centres)	BS EN ISO 14125	kN	5.52
Point Load Bearing Test - Peak Load (200mm width, 400mm span centres)	BS EN ISO 14125	kN	5.65
Point Load Bearing Test - Peak Deflection (180mm width, 300mm span centres)	BS EN ISO 14125	mm	5.65
Point Load Bearing Test - Peak Deflection (200mm width, 300mm span centres)	BS EN ISO 14125	mm	11.4
Point Load Bearing Test - Peak Deflection (180mm width, 400mm span centres)	BS EN ISO 14125	mm	19.33
Point Load Bearing Test - Peak Deflection (200mm width, 400mm span centres)	BS EN ISO 14125	mm	15.37
Bending Strength (Textured surface tested)	BS EN 310 :1993	fmN/mm2	13.3
Bending Strength (Textured surface tested) after UV aging	BS EN 310 :1993	fm N/mm2	11.4
Modulus of Elasticity (Textured surface tested)	BS EN 310 :1993	Em N/mm2	896
Modulus of Elasticity (Textured surface tested) after UV aging	BS EN 310 :1993	Em N/mm2	758
Resistance To Static Indentation	MOAT 27:1983	mm	0.1

Physical & Mechanical Properties	Test Standard	Unit	Value/Results
Soft Body Impact	MOAT 43 :1987	mm	0 (no visible damage)
Hard Body Impact	MOAT 43 :1987	mm	0 (no visible damage)
Impact Resistance After Aging	BS EN 13245-1 :2010	-	No cracking or damage to top coat
Fixing Pull Out	BS EN 1382 :1999	Fmax (N)	1610.8
Pull Through Resistance of Fixings	BS EN 1383 :1999	Fmax (N)	1124.9
Density	BBA	kg·m ³	529.75
Reaction To Fire	EN 13501-1 :2007 + A1 :2009	-	Bfl -s1
Slip Resistance - WET (Weathered Oak)	BS 7976-2	PTV's	41 - 56
Slip Resistance - DRY (Weathered Oak)	BS 7976-2	PTV's	54 - 79
Slip Resistance - WET (Enhanced Grain)	BS 7976-2	PTV's	36 - 42
Slip Resistance - DRY (Enhanced Grain)	BS 7976-2	PTV's	49 - 60
Slip Resistance - WET (Lasta-Grip)	BS 7976-2	PTV's	43 - 63
Slip Resistance - DRY (Lasta-Grip)	BS 7976-2	PTV's	58 - 75
Moisture Content	BS EN 322 :1993	(%)	0.6
Ease of Cleaning	BBA	Bleach, Detergent	Completely removed, with no damage or staining
Resistance to Staining	BS EN 438-2 :2005	Acetone	No visible change
Resistance to Staining	BS EN 438-2 :2005	Coffee	Slight change of colour, only visible at certain angles
Resistance to Staining	BS EN 438-2 :2005	Sodium Hydroxide	No visible change
Resistance to Staining	BS EN 438-2 :2005	Hydrogen Peroxide	No visible change
Resistance to Staining	BS EN 438-2 :2005	Shoe Polish	No visible change
Determination of Swelling in Thickness	BS EN 317 :1993	(Gt)	0.1%
Taber Abrasion	ISO 7784-2	mg	261
Tensile Strength Perpendicular to the Plane	BS EN 319 :1993	N/mm ²	1.53
Tensile Strength Perpendicular to the Plane (After Boiling defined in BS EN 1087-1)	BS EN 319 :1993	N/mm ²	1.31
Dimensional Stability	BS EN 318:2002	65-85rh (mm/m)	0.47
Dimensional Stability	BS EN 318:2002	65,30 mm/m	-0.30
Colour Measurement	BS 3900 Parts D8-D10 (ISO 7724 Parts 1-3)	D65	Less Red/Yellower
Acoustic Testing	AS 1191.2002, AS/NZS ISO 717.1:2004, AS ISO 354 - 2006	Rw	51

Millboard Product Specification Guide Edging - Bullnose Flexible and Square

255FISHe - 1020

millboard®

Live.Life.Outside.